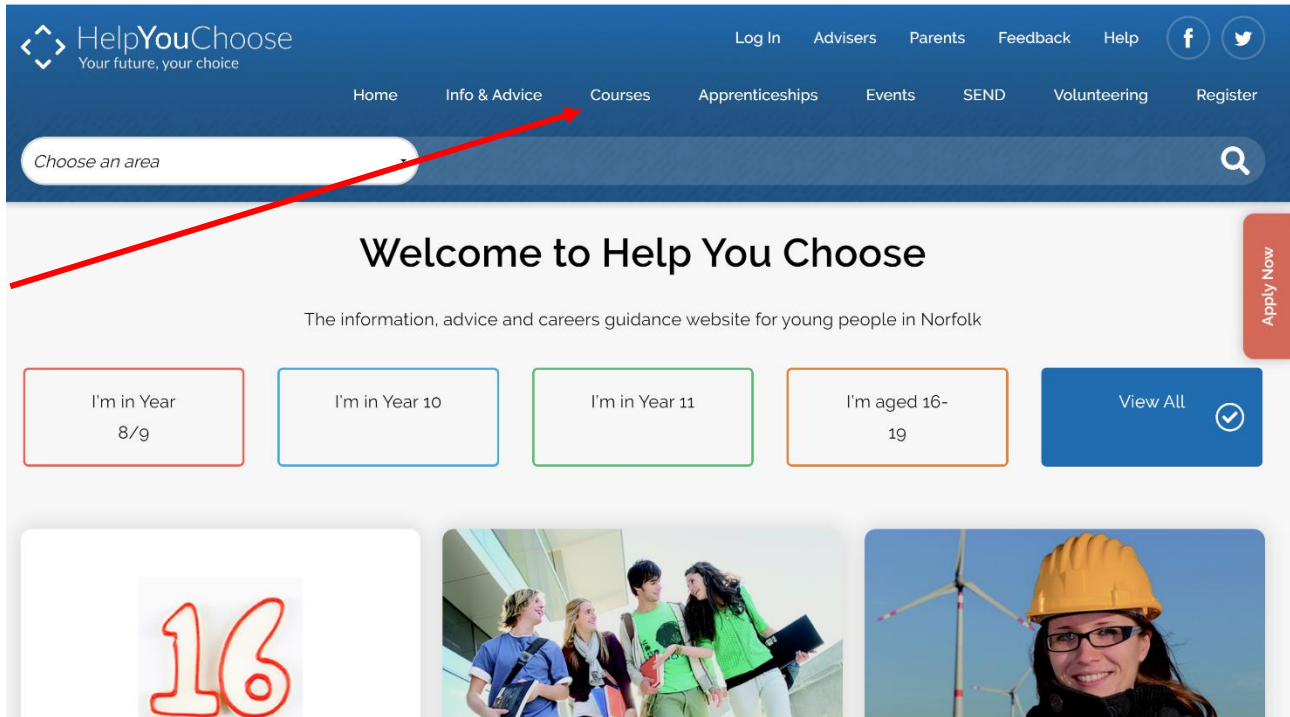


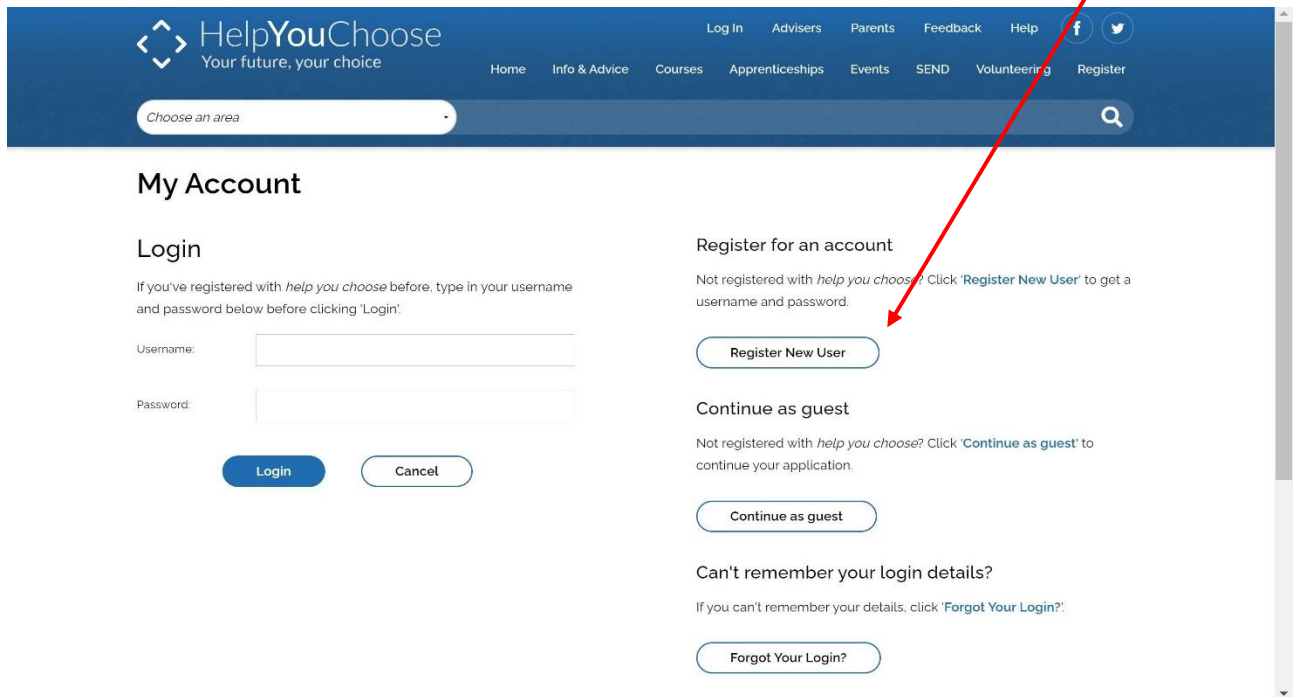
## Make applications for post-16 courses

- 1 Go to [www.helpyouchoose.org](http://www.helpyouchoose.org)
- 2 Click on [Courses](#) to start looking for courses.



- 3 You can search for courses by:-
  - 6<sup>th</sup> Form, College or Other Provider
  - Subject
  - Town
  - Qualification
  - Typing in what you are looking for in the Quick Search textbox
- 4 Click the **Add to application** button on any courses you wish to apply for.
- 5 Once you have finished choosing your courses click on the **Apply Now** button at the bottom of the screen.

- 6 You will then have to login before you can finish your application. Type in your username and password and click **Login**. If you haven't yet registered for an account, click **Register New User**.



HelpYouChoose  
Your future, your choice

Log In Advisers Parents Feedback Help f t

Home Info & Advice Courses Apprenticeships Events SEND Volunteering Register

Choose an area

### My Account

#### Login

If you've registered with *help you choose* before, type in your username and password below before clicking 'Login':

Username:

Password:

Login Cancel

#### Register for an account

Not registered with *help you choose*? Click 'Register New User' to get a username and password.

Register New User

#### Continue as guest

Not registered with *help you choose*? Click 'Continue as guest' to continue your application.

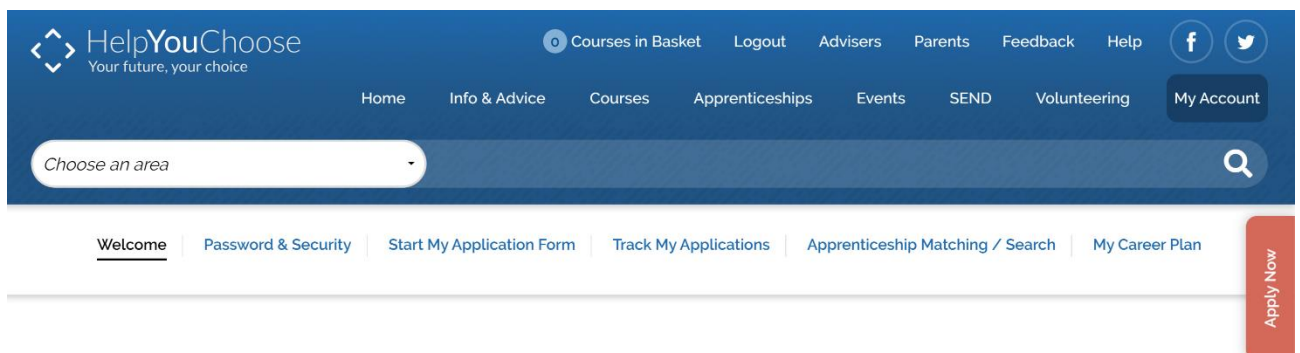
Continue as guest

#### Can't remember your login details?

If you can't remember your details, click 'Forgot Your Login?':

Forgot Your Login?

- 7 If you have already completed all the information in **Start My Application Form** in **My Account** this information will pre-fill the application form for you. You may need to complete a few additional questions before submitting your application.



HelpYouChoose  
Your future, your choice

Courses in Basket Logout Advisers Parents Feedback Help f t

Home Info & Advice Courses Apprenticeships Events SEND Volunteering My Account

Choose an area

Welcome Password & Security Start My Application Form Track My Applications Apprenticeship Matching / Search My Career Plan

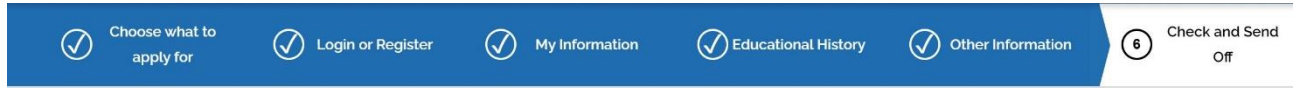
## Welcome to My Account, Garfield.

In this area, you can update passwords and security, start completing an application form, track and complete applications, sign up to the Apprenticeship Matching Service and write a career plan.

Password & Security > Start My Application Form > Track my Applications > Apprenticeship Matching / Search > My Career Plan >

Apply Now

- 8 When your form is complete, you'll go to the **Check and Send** page. Click **Check Application** to see a summary of your form. Read it through carefully before sending it.



## My Application

### Check and Send Off

**Important:** information on your application form will be shared with:

- any **schools, colleges and training providers** you've applied to
- your school (if you're still at school)

Who can contact you

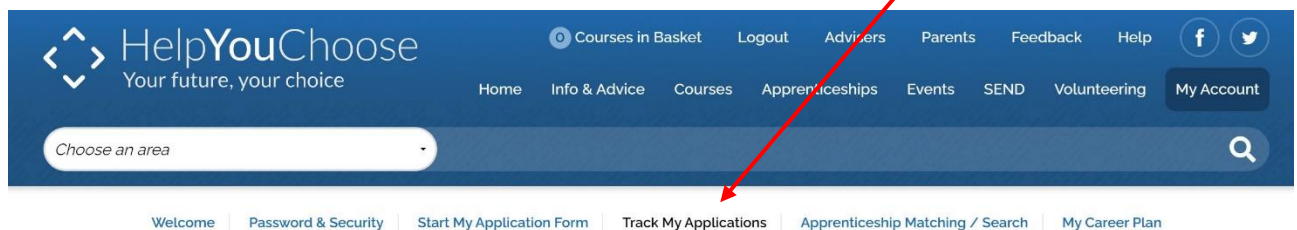
- The sixth forms, colleges and training providers I've applied to can contact me by email or text message.

By clicking **Submit Application**, you're agreeing to us keeping and sharing your information as outlined in the [privacy policy](#)



- 9 When you're ready to apply, click **Submit Application**. You'll now see a confirmation message on your screen. You'll also get an email receipt so you know that your application has been sent.

- 10 You can login to **My Account** at any time and view **Track my Applications** to see the status of your application.



## My Applications

5 In Progress	3 Sent	3 Withdrawn	0 Offers
------------------	-----------	----------------	-------------

Please find a list of applications you have in progress below. Your latest applications are displayed first.

phone: 0344 800 8022  
email: [helpdesk@helpyouchoose.org](mailto:helpdesk@helpyouchoose.org)  
web: [www.helpyouchoose.org](http://www.helpyouchoose.org)